

SMARTER HOME BLOG

SMARTER BUSINESS | BLOG

VISIT

LATEST (/blog) SECURITY (/blog/#securitytab) SMART LIVING (/blog/#smartliving)

INSIGHTS (/blog/#insights)

 (/about/rss.aspx)  (https://www.facebook.com/Alarmdotcom)  (https://twitter.com/AlarmDotCom)  (https://www.linkedin.com/company/alarm-com)  (https://www.youtube.com/user/alarmdotcomvideos)



TOP ARTICLES

How Do I Get Alarm.com? It's Easy. (/blog/how-get-install-alarm-com)

Smart Signal from Alarm.com is 2019's Security Product of the Year (/blog/smart-signal-home-security-product-2019)

Introducing Wellcam™: The Smarter Video Solution for Independent Living (/blog/Wellcam-Wellness-Solution)

What's the Best Smart Security Camera for 2019? (/blog/best-smart-security-camera-home)

Alarm.com Scenes: A Smarter Way to Get Things Done (/blog/scenes-smart-home)

Introducing Siri Shortcuts Voice Control for Alarm.com (/blog/siri-shortcuts)

There's No Substitute for Professional Security Monitoring (/blog/professional-security-system-monitoring)

Four Ways to Use an Alarm.com-Powered Smart Lock (/blog/smart-lock)

How to Create a Unique User Code

Apr 14 2016

 Like 187  Share  Tweet  Share  Share

What's the easiest, most secure and most convenient way to give a trusted visitor access to your home?

Clue: it's not a key hidden under a rock.

The answer is a unique user code (<http://www.alarm.com/blog/Smart-Access->

Lose-Keys-Gain-Control). It's a four-digit access code for your Alarm.com security system and smart lock. It's easy to create (and delete), you can restrict it to certain days and times, and you can have Alarm.com alert you (<http://www.alarm.com/blog/smart-home-security-awareness-alerts>) whenever your visitor uses it.

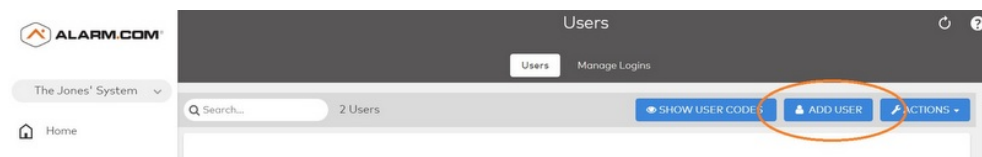
Here's how to set one up.

1: Go to 'Add User'

Log into Alarm.com on your desktop or laptop and click the Users link under the Security tab.

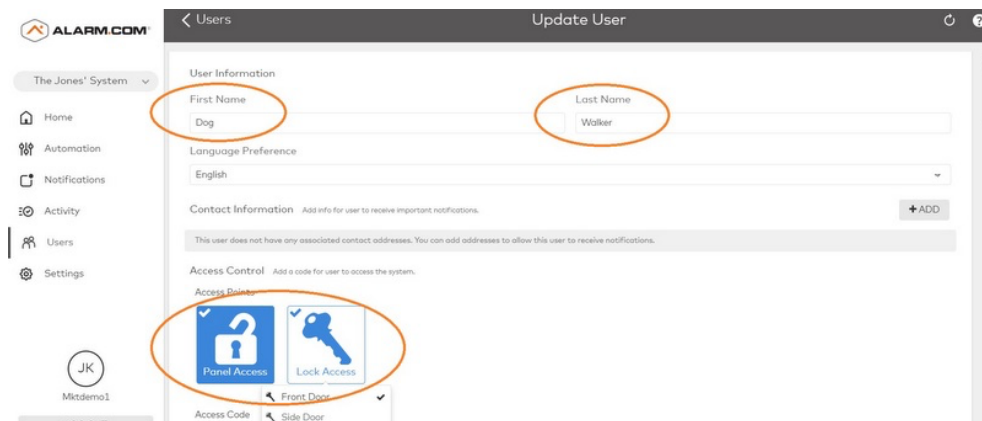


Then, click 'Add User'.



3. Enter the user's name and specify their access level

In the 'Add User' screen, give your user a name, and specify their access level. You'll want to click the 'Panel Access' icon to let them disarm your system. If you have smart locks, specify which lock(s) they can use. For the dog walker, we're selecting the front door only.



4. Create a code and specify access times

[Seven Questions for Choosing the Best Home Security System \(/blog/best-home-security-system\)](#)

[Your Business Could Be as Smart as Your Home \(/blog/smart-home-business-security\)](#)

[What does "Powered by Alarm.com" Mean? \(/blog/powered-by-alarm-com\)](#)

[Smart Home Security Versus... Crash and Smash Attacks \(/blog/crash-smash-security\)](#)

[How to Prevent Package Theft in Three Steps \(/blog/prevent-package-theft\)](#)

[Take a Video Tour of the Alarm.com Demo House \(/blog/demo-house\)](#)

[Do Fake Security Cameras Work? \(/blog/fake-security-camera\)](#)

[What Makes Alarm.com-Powered Security Cameras Better? \(/blog/smart-security-cameras-best\)](#)

[Okay Google: Ask Alarm.com To Secure My Home! \(/blog/google-home\)](#)

[Alarm.com Review: Staying Connected to Home \(/blog/review-connected-home\)](#)

[Alarm.com Goes Hands-Free With Amazon Echo Voice Control \(/blog/amazon-echo-alexa-voice-control\)](#)

RECENT ARTICLES

[Our Wellness Insights Will Protect Your Loved Ones and Peace of Mind \(/blog/wellness-insights\)](#)

[Five Ways Alarm.com Made News in 2018 \(/blog/2018-News\)](#)

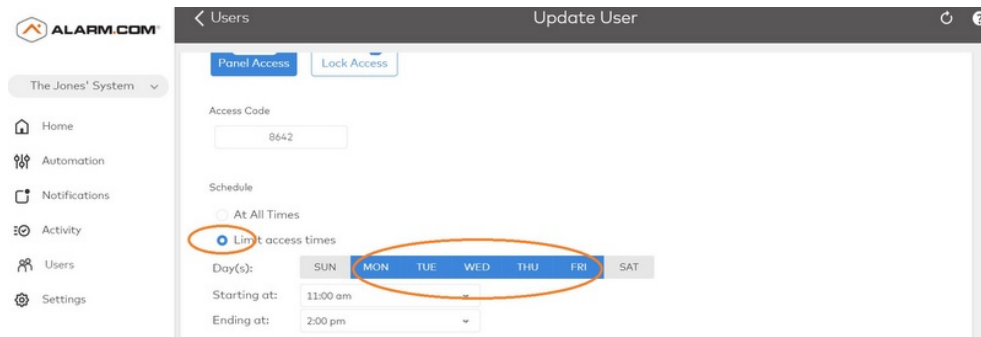
[Santa Sightings Go Through The Roof Thanks to Alarm.com \(/blog/Santa-Sightings-Alarm-com\)](#)

[Get Smarter Video Alerts with our Video Analytics Service \(/blog/video-analytics\)](#)

[America's Top Trick or Treat States](#)

Enter a unique code for your user. This code enables them to disarm your security system and open your door's smart lock. Because the code is unique (you can't duplicate your user codes), it also enables Alarm.com to identify who accesses your home, and send you an alert when they enter or leave.

Now, specify your user's access time. You can choose 'At All Times', or you can specify certain time windows only. For our dog walker, we're specifying weekday access between 11am and 2pm.

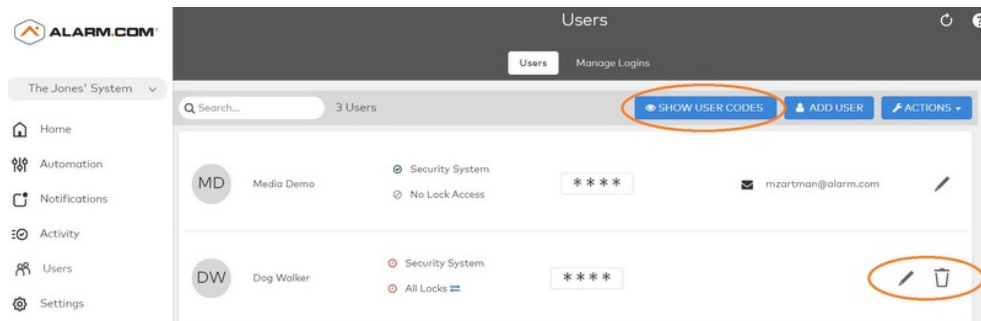


Click 'Save' and your new user is created!

You can now create an optional alert that lets you know when they arrive and leave. For a quick introduction to creating notifications, click here. (<http://www.alarm.com/blog/set-security-alert-reminder>)

5. Delete or edit the user code anytime

If you no longer need to give the user access, the code is easy to delete. Navigate to the Users screen again and find the user code. Then, click the 'trash' icon (circled below) and confirm the deletion.



To change a user's access details without deleting them altogether, click the 'edit' icon, which will take you to an 'Update User' screen where you can change their permissions, times and four-digit code.

Now that you've created your first user code, you can create one anytime you need to let a trusted guest into your home.

For more Alarm.com smart home security tutorials, click here. (<http://www.alarm.com/blog/tag/How-To>)

[Revealed \(/blog/smart-home-halloween\)](/blog/smart-home-halloween)

[Our Smart Thermostat Is Now ENERGY STAR® Certified \(/blog/energy-star-smart-thermostat\)](/blog/energy-star-smart-thermostat)

[Make Life Easier with Alarm.com's Geo-Services \(/blog/Geo-Services-Introduction\)](/blog/Geo-Services-Introduction)

[What is an Alarm.com User Code? \(/blog/User-Code\)](/blog/User-Code)

[How Smart Home Technology is Keeping Caregivers One Step Ahead \(/blog/Smart-Home-Wellness\)](/blog/Smart-Home-Wellness)

[Four Ways to Use an Alarm.com Image Sensor \(/blog/image-sensor-how-use\)](/blog/image-sensor-how-use)

SEE ALL ARTICLES (</blog/>)

()
()

[Alerts and Awareness](#)

[How To](#)

[\(/blog/tag/Alerts-and-Awareness\)](/blog/tag/Alerts-and-Awareness)

[Smart Access Control](#)

[\(/blog/tag/How-To\)](/blog/tag/How-To)

[\(/blog/tag/Smart-Access-](/blog/tag/Smart-Access-)

[Control\)](#)

Find an Authorized Service Provider in your area : ZIP CODE

SOLUTIONS

[Home \(/smart-home-solutions\)](/smart-home-solutions)

[Business \(/business-solutions\)](/business-solutions)

PRODUCTS & SERVICES

[Interactive Security \(/solutions/solutions.aspx\)](/solutions/solutions.aspx)

[Video Monitoring \(/solutions/video.aspx\)](/solutions/video.aspx)

[Access \(/solutions/access.aspx\)](/solutions/access.aspx)

[Energy Management \(/solutions/energy.aspx\)](/solutions/energy.aspx)

[Automation \(/productservices/home_automation.aspx\)](/productservices/home_automation.aspx)

[Wellness \(/productservices/wellness.aspx\)](/productservices/wellness.aspx)

[Apps \(/productservices/apps.aspx\)](/productservices/apps.aspx)

OUR COMPANY

[About Us \(/about/about.aspx\)](/about/about.aspx)

[Media Center \(/about/media_center.aspx\)](/about/media_center.aspx)

[Blogs \(/blog\)](/blog)

[Careers \(/about/careers.aspx\)](/about/careers.aspx)

[International \(/about/international.aspx\)](/about/international.aspx)

[Investors \(http://investors.alarm.com/\)](http://investors.alarm.com/)

[Contact Us \(/about/contact_us.aspx\)](/about/contact_us.aspx)

PARTNERS

[For Partners \(/partners/partner.aspx\)](/partners/partner.aspx)

[Ecosystem \(/partners/ecosystem.aspx\)](/partners/ecosystem.aspx)

GET STARTED

[Find a Service Provider \(/get_started/finddealer_zip.aspx\)](/get_started/finddealer_zip.aspx)

[Select System Features \(/get_started/select_features.aspx\)](/get_started/select_features.aspx)

[Become a Service Provider \(/partner\)](/partner)

[FAQs and Help \(/get_started/faq.aspx\)](/get_started/faq.aspx)



<https://www.facebook.com/Alarmdotcom>



<https://twitter.com/AlarmDotCom>



<https://www.youtube.com/user/alarmdotcomvideos>



<https://www.instagram.com/alarmdotcom/>



<https://www.linkedin.com/company/alarm-com>



[\(/blog\)](/blog)

8281 Greensboro Drive, Suite 100 - Tysons, VA 22102
(877) 389-4033 - info@alarm.com (<mailto:info@alarm.com>)



[http://www.bbb.org/washington-dc-eastern-pa/business-reviews/security-control-equipment-and-system-](http://www.bbb.org/washington-dc-eastern-pa/business-reviews/security-control-equipment-and-system-monitors/alarm-com-inc-in-vienna-va-134512040/)

[monitors/alarm-com-inc-in-vienna-va-134512040/](#)



[Terms & Conditions \(/terms_conditions.aspx\)](/terms_conditions.aspx) | [Privacy Policy \(/privacy_policy.aspx\)](/privacy_policy.aspx)

Copyright © 2000-2019, Alarm.com. All rights reserved.

Alarm.com and the Alarm.com Logo are registered trademarks of Alarm.com.